



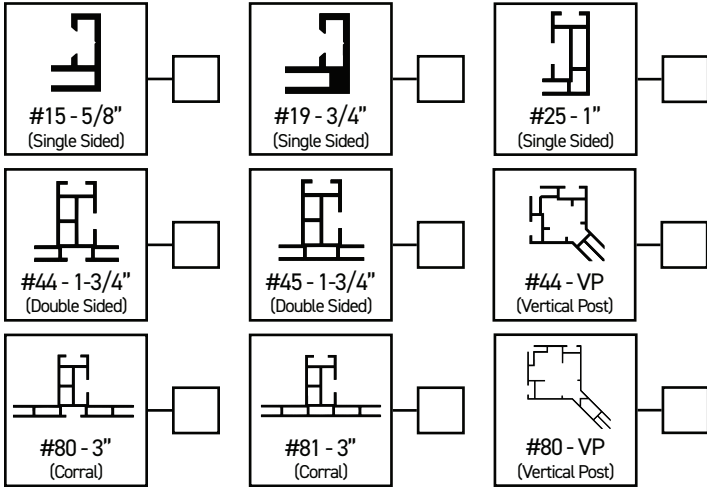
# XCEL Silicone Edge Graphic Frames Qualification & Estimate Checklist

04/2020

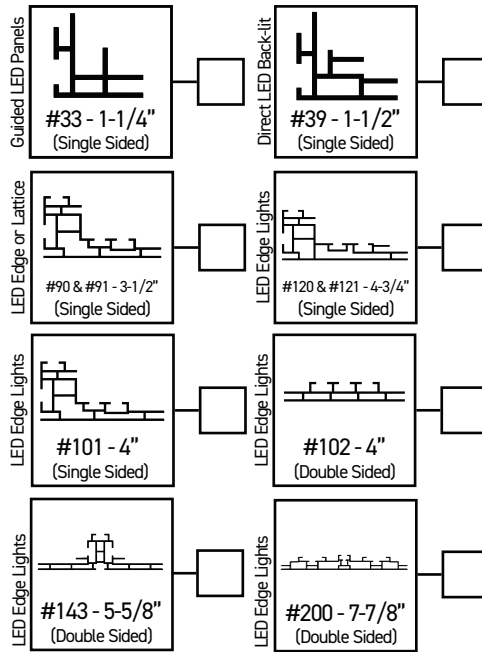
Customer: \_\_\_\_\_  
 Contact: \_\_\_\_\_  
 Email: \_\_\_\_\_  
 Phone: \_\_\_\_\_

Project: \_\_\_\_\_  
 Qty/Scope: \_\_\_\_\_  
 Est/Job Due: \_\_\_\_\_  
 XCEL Rep: \_\_\_\_\_

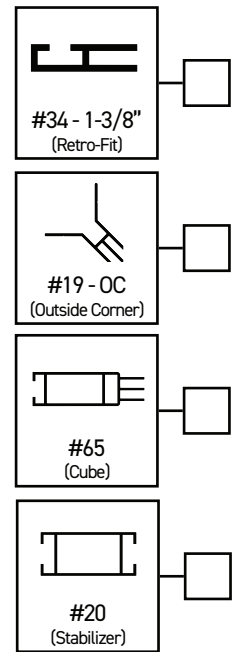
### Non-Lit Profiles:



### Back-lit Profiles:



### Specialty Profiles:



### Project Specifications:

Size: W: \_\_\_\_\_ x H: \_\_\_\_\_ (inches)  
 Max Length / Piece: \_\_\_\_\_ (inches)  
 Stabilizers: \_\_\_\_\_ (Draw)  
 Stabilizer Corners: \_\_\_\_\_ (10" or 24") (Draw)  
 Qty(s): \_\_\_\_\_  
 Color:  Silver  Black Custom: \_\_\_\_\_

Purpose:  Budget Minded  Highest Quality

### Mounting and Orientation:

Wall  Floor/Feet  Ceiling  Custom: \_\_\_\_\_  
 One Sided  Double Sided  Cube (6 Sided)  Corral (4 Sided)

### Lighting:

Non-Lit  Backlit:  Guided /  Direct /  Edge /  Lattice

Type of Power Supply:  Internal  External

Where should power supply exit the frame: \_\_\_\_\_

Turnkey:  SEG Graphics Required / Same Image for All (Y/N): \_\_\_\_\_

Packaging:  Wrap & Bulk Pack  One Per Box  Custom

### Special Instructions or Notes:

\_\_\_\_\_

### Drawing / Sketch:

Drawing For Approval

\_\_\_\_\_